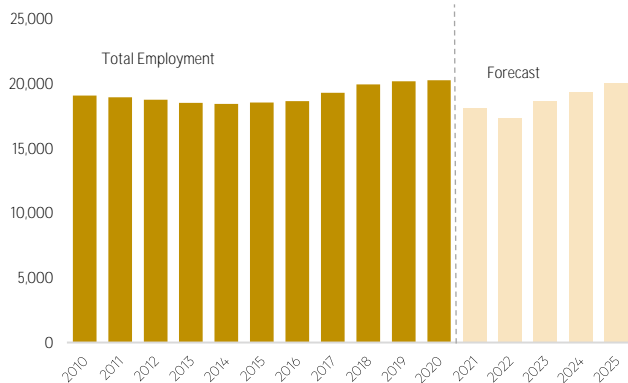


# Hawke's Bay Service Sector

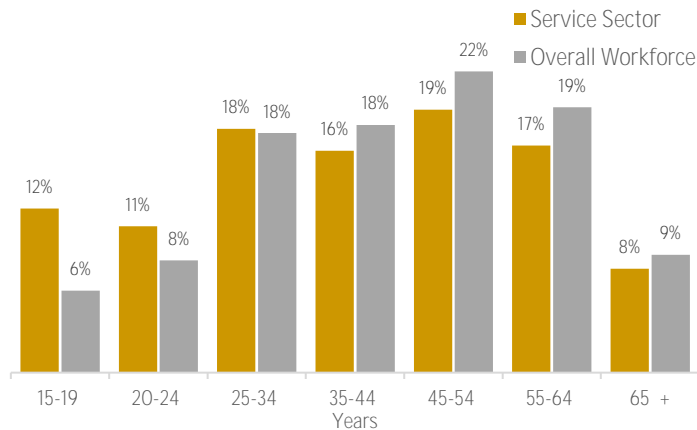
## Employment

2019 **20,190** Filled jobs  
**17,461** FTEs  
**24%** % of jobs



	Service sector filled jobs			% change pa	
	2010	2019	2025	10-19	19-25
Hawke's Bay	19,094	20,190	20,036	0.6%	-0.1%
New Zealand	631,435	730,648	742,625	1.6%	0.3%

## Age



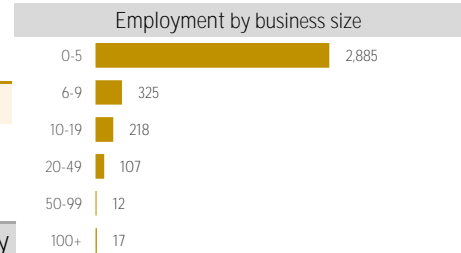
## Businesses and employment

	Business units	Filled jobs		Change
	2019	2019	2025	19-25
Accommodation	251	1,138	963	-175
Aviation	64	233	250	17
Cafés, bars and restaurants	383	2,808	2,577	-231
Catering	95	601	622	21
Clubs	22	196	179	-17
Museums	9	58	63	5
Quick Service Restaurants	183	823	862	39
Tourism*	964	5,623	5,477	-146
Travel	60	165	150	-15
Retail and retail supply chain	2,309	12,164	12,231	67
<b>Total service sector</b>	<b>3,709</b>	<b>20,190</b>	<b>20,036</b>	<b>-154</b>

\*Tourism includes overlap with the other sectors


## Business Units

2019 **3,709** Business units  
 2019 **19%** % of Hawke's Bay

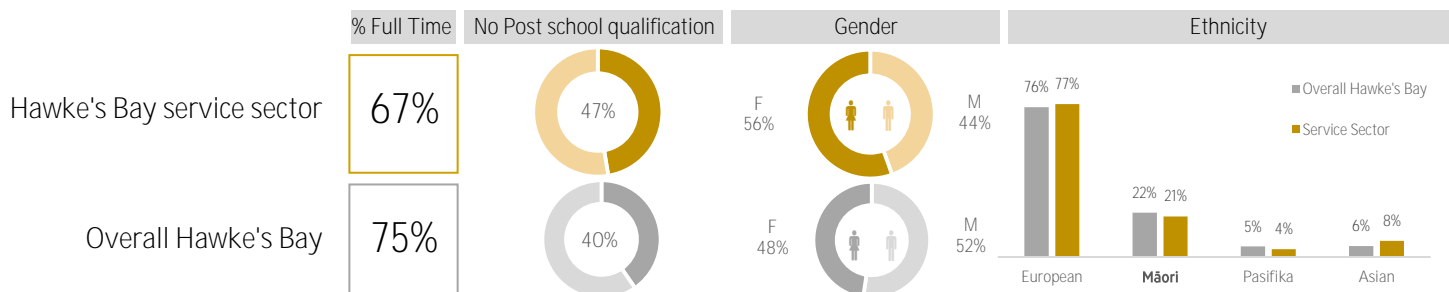


## Economic contribution

2019 **\$1,344m** GDP  
 2019 **17%** % of Hawke's Bay



## Demographics



Data and forecasts supplied by Infometrics.  
 2020 jobs data is as at end of March 2020  
 Updated: Friday, August 7, 2020